


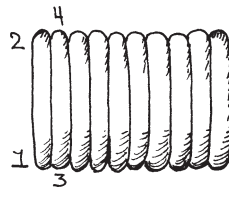
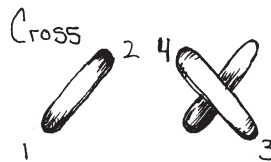
tree placemat

materials needed:

- purchased placemat (look for one with a grid pattern that can be easily stitched)
- Kreininik Tapestry #12 Braid 4202 and 5982
- Kreininik Ombre 3200 (optional, for snow drifts)
- #22 Tapestry needle

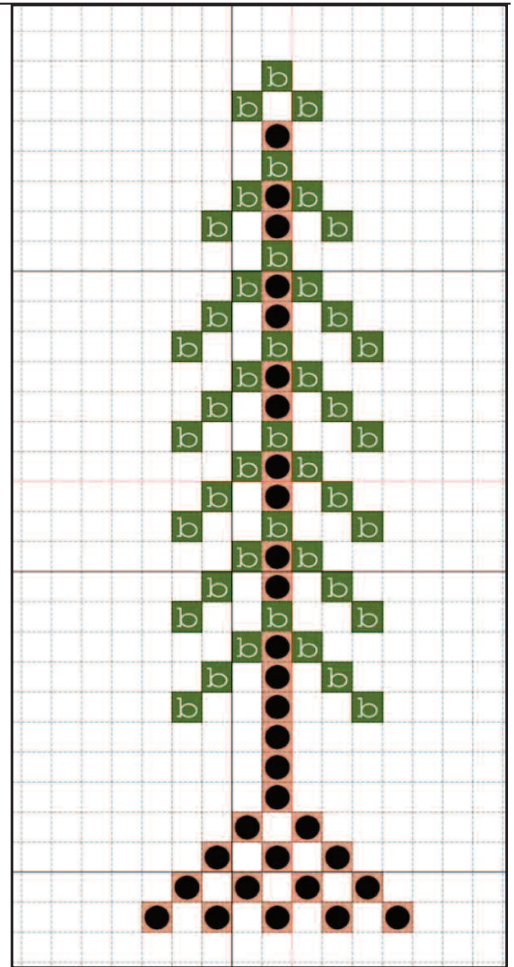
instructions:

Each square on the chart equals two canvas threads on the placemat, so stitch this design over two on the left side of your placemat, in the lower left corner. Use Kreininik #12 Braid 4202 in cross stitch for the brown symbol on the chart, and 5982 in Smyrna stitch for the green symbol. If desired, create snow drifts with Ombre in satin stitch, varying the height of the drift (ie, the length of the stitch) to resemble hills.



Note:

- If your placemat has large canvas/fabric holes, you may need to go up a size in Braid, so look for the same colors (4202 and 5982) in Medium #16 Braid.




www.kreininik.com

Perforated paper sewing and stitching cards are **ON SALE NOW**. Perfect for quick projects. Cross stitch, needlepoint and embroidery stitches, + all threads are invited to stitch on this paper party! See the SALE section on kreininik.com
Keyword: Tokens & Trifles

